

## JLG 660SJ 22M Telescopic boom lift Diesel

### Performance

#### Platform Height

660SJ 65 ft 8 in. 20.02 m

#### Horizontal Outreach

660SJ 57 ft 1 in. 17.40 m

Swing 360° Continuous

#### Platform Capacity

660SJ Restricted/Unrestricted 750 lb/550 lb 340 kg/249 kg

#### Platform Rotator

660SJ 180° Hydraulic

#### Weight

660SJ 25,341 lb

#### Max. Ground Bearing Pressure

660SJ 86 psi 6.00 kg/cm

Drive Speed 4WD 3.8 mph 6.1 km/hr

Gradeability 4WD 45%

Tilt Cut Out 5°

Axle Oscillation 8 in. 0.2 m

#### Turning Radius, Inside/Outside

2WS 9 ft 7 in./19 ft 4 in. 2.92 m/5.89 m

4WS 5 ft 3 in./12 ft 8 in. 1.61 m/3.87 m



### Standard Specifications

#### Power Source

Dual Fuel Engine		
Ford MSG425-DF	84 hp	62 kW
Diesel Engine		
Deutz D2.9L4 Tier 4 Final	48.8 hp	36.4 kW
Fuel Tank Capacity	31 gal	117 L

#### Hydraulic System

Capacity	34 gal	129 L
Auxiliary Power	12V DC	

#### Tires

Standard	355/55D625 Foam Filled
Optional	Non Marking Foam-Filled

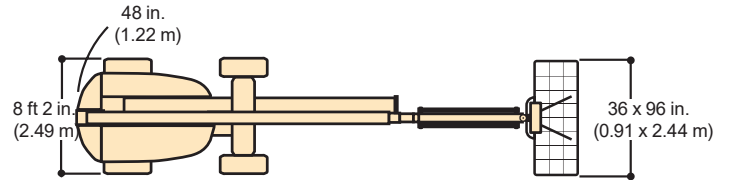
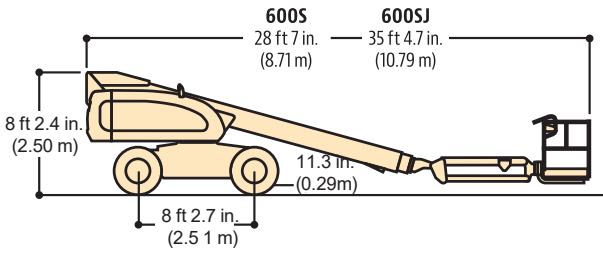
### Standard Features

- Oscillating Axle
- Hydraulic Platform Rotator
- 110V AC Receptacle in the Platform
- 5 Degree Tilt Alarm/Indicator Light
- Swing-Out Engine Tray
- 12V DC Auxiliary Power
- Hourmeter
- SkyGuard SkyLine
- Control ADE® System
- Light Panel\*
- Engine Distress Warning/Shutdown
- Selectable via JLG Analyzer
- Lifting/Tie Down Lugs
- All Motion Alarm
- Proportional Controls
- Gull-Wing Hoods
- Platform Console Machine Status
- Load Sensing System



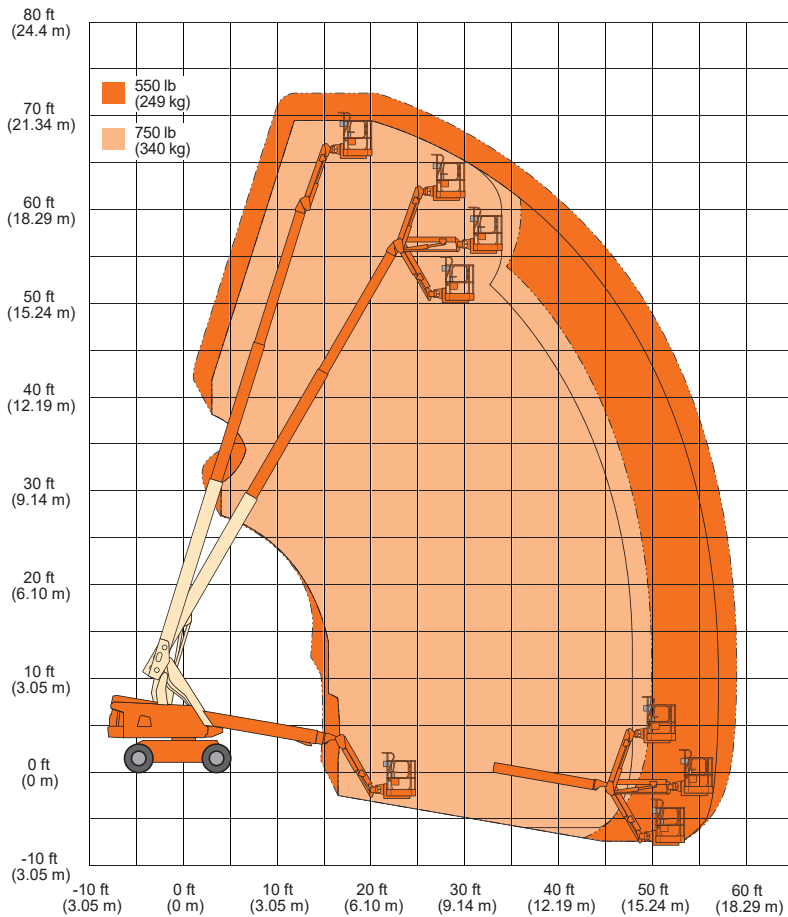
## Dimensions

All dimensions are approximate.



## Reach Diagrams

### 660SJ



**BVM Transport LLC.**  
 Plot No. 5330288, Near Roundabout  
 No. 7, Dubai Industrial City (DIC),  
 PO Box 18377, Dubai, UAE.

info@bvmtransport.com  
 +971 4 874 7999  
 +971 54 581 4833

